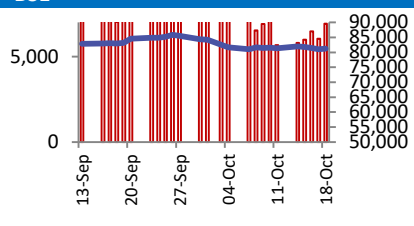
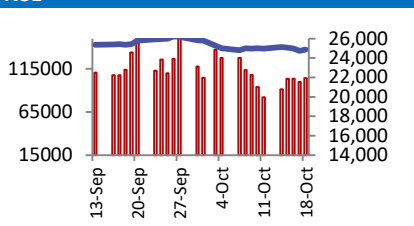


BSE		NSE																													
	<table border="1"> <tr><td>Open</td><td>80749</td></tr> <tr><td>High</td><td>81391</td></tr> <tr><td>Low</td><td>80409</td></tr> <tr><td>Close</td><td>81225</td></tr> <tr><td>Change</td><td>218</td></tr> <tr><td>Volume (Lacs)</td><td>6900</td></tr> <tr><td>Turnover (Rs.inCr)</td><td>6920</td></tr> </table>	Open	80749	High	81391	Low	80409	Close	81225	Change	218	Volume (Lacs)	6900	Turnover (Rs.inCr)	6920		<table border="1"> <tr><td>Open</td><td>24665</td></tr> <tr><td>High</td><td>24886</td></tr> <tr><td>Low</td><td>24568</td></tr> <tr><td>Close</td><td>24854</td></tr> <tr><td>Change</td><td>104</td></tr> <tr><td>Volume(Lacs)</td><td>30075</td></tr> <tr><td>Turnover(Rs.in Cr)</td><td>104145</td></tr> </table>	Open	24665	High	24886	Low	24568	Close	24854	Change	104	Volume(Lacs)	30075	Turnover(Rs.in Cr)	104145
Open	80749																														
High	81391																														
Low	80409																														
Close	81225																														
Change	218																														
Volume (Lacs)	6900																														
Turnover (Rs.inCr)	6920																														
Open	24665																														
High	24886																														
Low	24568																														
Close	24854																														
Change	104																														
Volume(Lacs)	30075																														
Turnover(Rs.in Cr)	104145																														

World Markets	Current	Previous	Pt. Chg	Var(%)
Dow	43276	43239	37	0.1%
Dow Futures	43556	43518	38	0.1%
Nasdaq	18490	18374	116	0.6%
FTSE	8358	8385	(27)	-0.3%
Nikkei	39113	38982	131	0.3%
Hang Seng	20705	20804	(99)	-0.5%
Gift Nifty	24943	24891	52	0.2%
Straits Singapore	3634	3640	(7)	-0.2%
South Korea	2616	2594	22	0.9%
Taiwan	23599	23487	112	0.5%
Shanghai	3277	3262	16	0.5%

Commodity Prices	Current	Previous	Pt. Chg	Var(%)
Copper (\$/MT)	9626	9516	109.5	1.2%
Alumin (\$/MT)	2612	2554	58.5	2.3%
Zinc (\$/MT)	3090	3052	37.5	1.2%
Brent Crude (\$/bbl)	73.3	73.1	0.2	0.3%
Gold (\$/Ounce)	2727	2721	5.1	0.2%
Silver (\$/Ounce)	34.0	33.7	0.3	0.8%
Light Crude (\$/bbl)	69.5	69.2	0.3	0.4%
N G (\$/mmbtu)	2.2	2.3	(0.0)	-0.8%
Sugar (\$/MT)	575.1	573.0	2.1	0.4%
Rubber (Rs./kg)	195.0	195.0	0.0	0.0%
Baltic Dry Index	1576	1594	(18.0)	-1.1%

Currency Exchange Rate	Current	Previous	Var(%)
Rs./\$ rate	84.07	84.07	0.00%
Rs./ Euro	91.17	91.30	-0.14%
Rs./Chinese Yuan	11.84	11.84	0.00%
Yen /\$ rate	149.15	149.53	-0.25%
\$ US/Euro	1.09	1.09	-0.01%

Dollar Index	Current	Previous	Var(%)
Dollar Index	105.26	105.28	-0.02%

Support/ Resistance Levels for Today		
	Nifty	Bank Nifty Fut
Support 1	24770	52000
Support 2	24700	51770
Resistance	24930	52500

Securities in Ban For Trade	
AARTIIND	IDFCFIRSTB
BANDHANBNK	IEX
BSOFT	LTF
CHAMBLFERT	NATIONALUM
GNFC	PNB
GRANULES	SAIL
HINDCOPPER	TATACHEM

Market Review

US: US stock market ended higher on Friday, with the Dow Jones Industrial Average and S&P 500 chalking up record closing highs led by gains across technology stocks.

Asia: Asia shares dipped in and out of positive territory on Monday, under pressure from weakness in Chinese stocks, but bitcoin scaled a three-month peak as "Trump trades" continued to ramp up.

India: On Friday, the domestic equity market indices closed higher, breaking a three-day losing streak. **Market is expected to open on a flattish note and likely to witness sideways move during the day.**

Global economy: South Korea's exports for the first 20 days of October fell 2.9% from a year earlier, customs agency data showed on Monday. Exports of semiconductors rose 36.1%, but cars fell 3.3% and petroleum products dropped 40.0%; by destination, shipments to China rose 1.2%, while those to the United States and the European Union fell 2.6% and 8.9%, respectively. In September, exports rose for the 12th consecutive month, but the pace of growth cooled. On average per working day, exports were up 1.0%.

U.S. single-family homebuilding surged to a five-month high in September, but permits for future construction rose only marginally amid excess supply of new homes on the market and prospective buyers holding out for lower mortgage rates. Homebuilding suffered a setback following a surge in mortgage rates in the spring. Mortgage rates initially dropped after the Federal Reserve began cutting interest rates last month, but they have risen over the past three weeks as solid economic data, including retail sales and annual revisions to national accounts, forced traders to abandon expectations for another 50 basis-point rate cut next month.

Commodities: Oil prices steadied in early trading on Monday, following a more than 7% drop last week on worries about demand in China, the world's top oil importer, and an easing of concerns about potential supply disruptions in the Middle East.

Gold prices extended gains and scaled another record high on Monday, steered by elevated Middle East tensions and U.S. election uncertainty, while silver hit a near 12-year peak.

Currency: The NZD/USD pair trades in positive territory during the early Asian session on Monday. The pair edges higher amid the softer US Dollar broadly and the announcement of China rate cuts. Later on Monday, the Federal Reserve Neel Kashkari and Jeffrey Schmid are scheduled to speak.

FII Derivative Transactions (Rs. Cr)

Contracts	Purchase		Sell		Net	Open Interest (OI)		OI (Previous day)		Change	
	Contract	Value	Contract	Value	Value	Contract	Value	Contract	Value	Contract	Value
Index Future	54037	3732	46225	3053	679	492890	32981	498578	33186	(5688)	(205)
Index Option	18965169	1302829	18989650	1306438	(3609)	6532702	437734	4981269	333300	1551433	104434
Stock Future	416538	32907	373426	29685	3222	4341776	338677	4383846	340230	(42070)	(1553)
Stock Option	859250	68835	846574	67831	1004	1116246	87545	1125040	87897	(8794)	(352)
Total	20294994	1408303	20255875	1407007	1296	12483614	896937	10988733	794613	1494881	102324

FII All Activity-BBG (Rs Cr)	Buy	Sell	Net
11-Oct-24	6545	10576	(4031)
14-Oct-24	10109	13668	(3558)
15-Oct-24	16631	18165	(1534)
16-Oct-24	15989	18553	(2564)
17-Oct-24	10357	17660	(7303)
Month to date- Oct	158890	230164	(71274)
FII (Prov.) (Rs Cr)	Buy	Sell	Net
14-Oct-24	9364	13096	(3732)
15-Oct-24	16098	17847	(1749)
16-Oct-24	14466	17902	(3436)
17-Oct-24	9721	17143	(7421)
18-Oct-24	12349	17835	(5486)
Month to date-Oct	169754	249972	(80218)
DII (Prov.) (Rs. Cr)	Buy	Sell	Net
14-Oct-24	11598	9319	2278
15-Oct-24	13229	11574	1655
16-Oct-24	13432	11176	2256
17-Oct-24	16817	11837	4980
18-Oct-24	13850	8635	5215
Month to date-Oct	212411	138235	74176
FII Debt - BBG (Rs. Cr)	Buy	Sell	Net
11-Oct-24	2569	2191	378
14-Oct-24	1423	2099	(676)
15-Oct-24	2152	1477	676
16-Oct-24	1210	1600	(390)
17-Oct-24	962	1458	(496)
Month to date- Oct	31391	34857	(3465)

Market Breadth	BSE		NSE	
	No.	%	No.	%
Advance	1839	45%	1303	47%
Decline	2110	52%	1443	52%
Unchanged	94	2%	55	2%

Market Turnover	18-Oct	17-Oct	Var (%)
BSE Cash	6920	6045	14%
NSE Cash	104145	99898	4%
NSE Futures	156388	150284	4%
NSE Options	14143191	43281933	-67%
Total (Rs.Cr)	14410645	43538161	-67%

Volatility Index	18-Oct	17-Oct
Volatility Index	13.04	13.39

Index PE - TTM	18-Oct	Yr. High	Yr. Low
Sensex	23.8	26.0	21.8
Nifty	23.4	28.8	20.3

Corporate News

Kotak Mahindra Bank to buy Standard Chartered's Rs 4,100 crore personal loan book

KMBL on Fri announced that it has entered into an agreement to acquire the Personal Loan book of Standard Chartered Bank, India. As on Sept'24, proposed Transaction comprises a total loan outstanding of around Rs. 4,100cr. The transaction is expected to be completed over the next three months, subject to regulatory and other approvals and the satisfaction or waiver of customary closing. (ET)

JSW Steel and JFE Steel to acquire 100% stake in thyssenkrupp Electrical Steel India

JSW Steel Limited has announced its acquisition of a 100% equity interest in thyssenkrupp Electrical Steel India Private Limited (tkES India) through a JV with JFE Steel Corporation of Japan, on Friday. This acquisition, which was approved by the Board of Directors of JSW Steel, is part of a strategic move to enhance its operations in the electrical steel segment. The company will acquire tkES India through a 50:50 JV with JFE Steel and licensing/transfer of associated tech.(ET)

Garden Reach bags contract worth Rs 491 crore from Defence Ministry

Garden Reach Shipbuilders & Engineers said that it has received letters of intent of award for a contract worth Rs 491 cr from the Naval Physical & Oceanographic Laboratory, Gol, Ministry of Defence DRDO, Kochi. The contract is for design, development, construction, integration of equipment, testing, certification, commissioning & supply of one ARS. The project has to be executed within a period of 36 months. (BS)

Economy

Automobile exports from India rise 14% in April-Sept'24 period

Automobile exports from India in the first six months of the current fiscal year rose 14% YoY, led by gains in shipments of passenger vehicles and two-wheelers. According to Siam data, the overall exports in the April-September period stood at 25,28,248 units, up 14% as compared with 22,11,457 units in the year-ago period. (ET)

International

Starboard Value takes stake in JNJ spin-off Kenvue

Activist investor Starboard Value has built up a "sizeable" stake in consumer products giant Kenvue Inc and is calling for changes to boost its stock price, The Wall Street Journal Reported on Sunday. The report did not specify the size of stake. Starboard believes that Kenvue has some of the strongest consumer brands in the market, but its share price has lagged its peers and the broader market since its listing in 2023. (Inv)

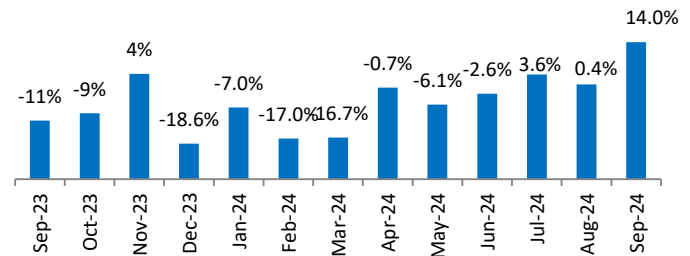
Top 5 Nifty Gainers	18-Oct	17-Oct	Var(%)
AXISBANK	1197	1132	5.7%
WIPRO	549	529	3.8%
EICHERMOT	4766	4624	3.1%
ICICIBANK	1265	1231	2.7%
SHRIRAMFIN	3345	3259	2.6%
Top 5 Nifty Losers	18-Oct	17-Oct	Var(%)
LTIM	5992	6394	-6.3%
INFY	1880	1968	-4.5%
ASIANPAINT	2992	3056	-2.1%
BRITANNIA	5887	5989	-1.7%
NESTLEIND	2350	2379	-1.2%

BSE Index Watch	Last	1 day	1 wk	1 mth	1 yr
SENSEX	81225	0.3%	-0.2%	-3.9%	24.2%
MIDCAP	47946	0.2%	-1.0%	-2.5%	50.4%
SMLCAP	56500	-0.2%	-0.2%	-1.0%	47.9%
AUTO	57109	0.6%	-4.3%	-4.3%	52.4%
BANKEK	59332	1.8%	1.8%	-2.7%	20.6%
Capital Goods	71821	0.0%	0.3%	-2.1%	52.1%
FMCG	22268	-0.5%	-1.5%	-7.0%	18.8%
Health Care	44239	0.2%	-0.5%	0.2%	58.0%
IT	42391	-1.7%	-1.0%	-0.8%	32.7%
METAL	33142	1.6%	-1.5%	3.7%	44.3%
Oil & Gas	29687	-0.1%	-1.6%	-1.5%	59.7%
Power	8317	0.5%	-1.2%	-2.1%	86.0%
Realty	8189	0.4%	0.8%	-5.0%	71.4%

NSE USD Futures	18-Oct	17-Oct	Var (%)
Oct Expiry (Rs./\$)	83.97	83.97	0.0%
Nov Expiry (Rs./\$)	84.21	84.21	0.0%
Total Turnover (Rs. Crore)	11124	4185	166%

Sectors	TTM PE
Auto	32.36
Auto Ancillary	53.53
Banking	14.62
Engineering	42.53
Cement	80.77
Diamonds & Jewellery	53.68
Housing Finance	26.56
Infrastructure & Const	34.33
Metals-Aluminium	37.43
Metal – Steel	20.15
Oil Expl.	18.47
Pharma	11.14
Power – Gen. Supp.	47.03
Information Tech.	27.31
Sugar	22.82
Telecom Serv. Prov.	91.55
Tyres	27.81

Escorts Monthly Volume Growth (YoY)
(Source: Company data)



10 year G-Sec Yield	Current	Previous	Change
US	4.08%	4.08%	(0) bps
Japan	0.97%	0.98%	(1) bps
India	6.82%	6.78%	4 bps
UK	4.06%	4.09%	(3) bps
Libor 3 Mths	4.85%	4.85%	(0) bps

Indian Eco Data	Current	Previous	Var(%)
Forex Reserve (US\$ in bn)	654	652	0.3%
Inflation - WPI	1.84%	1.31%	53 bps
Inflation - CPI	5.49%	3.65%	184 bps

India GDP	Q1FY25	Q4FY24	Var(%)
Growth	6.70%	7.76%	(106)bps

Monetary Policy	Current	Previous	Change
Repo Rate	6.50%	6.50%	0 bps
Reverse Repo Rate	3.35%	3.35%	0 bps
CRR	4.50%	4.50%	0 bps
O/S Banking System Liquidity (Rs bn)	1678	1584	93.7

IIP Growth %	Aug-24	Aug-23	Apr-Feb
IIP	-0.1	10.9	4.3
Capital Goods	0.7	13.1	3.6
Mining	1.0	10.0	4.1
Manufacturing	-3.7	15.3	6.6
Electricity	-4.3	12.3	5.1

Bulk Deal As On 18/10/24

BSE					
Security Code	Security Name	Client Name	Deal	Quantity	Price
540146	ACML	AG DYNAMIC FUNDS LIMITED	B	94000	70
540146	ACML	ZISTA FINVEST LLP	S	94000	70
539773	ADVIKCA	MANUSANT TRADING PRIVATE LIMITED	S	2800000	2.6
524594	AEONXDIGI	MANJU GAGGAR	B	23988	153.06
538351	AFEL	CHETANBHAI RUGNATH BHAIMATHOLIYA	B	100000	18.29
531300	AMITINT	RUSHABH MAYANK VARIA	S	100000	3.82
540135	ARCFIN	MULTIPLIER SHARE & STOCK ADVISORS PRIVATE LIMITED	B	2560211	1.96
512600	ASTALLTD	GANESH KUMAR	B	54000	90.45
540829	CHANDRIMA	SATISH PURUSHOTTAM PASEBAND	B	17399	47.95
542155	DGL	MANGESH KASHINATH KAMBLE	B	250000	5.7
543516	DHYAANITR	ASODARIYA SAMIR RAMJIBHAI	B	117600	20.09
543516	DHYAANITR	KRISHNA TRADE FINANCE	S	154000	19.95
543516	DHYAANITR	KRISHNA TRADE FINANCE	B	187600	19.99
506186	GCKL	ASHBEE INVESTMENT AND FINANCE PVT LTD	S	315000	41.52
506186	GCKL	BELLONA HOSPITALITY SERVICES LIMITED	B	315000	41.52
531739	GENNEX	KAMAL KUMAR DUGAR AND CO (PROP : KAMAL KUMAR DUGAR)	S	1174666	22.62
539206	GVBL	PARUL AGRAWAL	S	19756	94.25
539206	GVBL	SATISH KUMAR SHARMA	S	25400	94.25
539206	GVBL	VIKRAMASHOKKUMARJAIN	B	79000	94.25
505336	HARSHILAGR	MAHENDRA MAGANSINH ZALA	S	3000000	10.04
505336	HARSHILAGR	VISHMOR TRADING PRIVATE LIMITED	S	1190000	10.04
539449	IGCIL	AMOL MOHANRAO GODBOLE	B	22000	17.19
539449	IGCIL	ANAND MOHAN .	S	57988	17.3
539449	IGCIL	GAYATHIRIRADHAKRISHNAN	S	40000	17.3
539449	IGCIL	JAI VINAYAK SECURITIES	S	11004	17
539449	IGCIL	JAI VINAYAK SECURITIES	B	17443	16.72
539449	IGCIL	K D BENEFIT TRUST	S	12000	16
539449	IGCIL	LAXSHMANANAND	S	26000	16.33
539449	IGCIL	MAHESH KUMAR	B	20000	17.3
539449	IGCIL	PUNAMDOLATRAMGERAIYA	B	12000	17.28
539449	IGCIL	RAMASWAMY ANAND	S	87792	17.29
539449	IGCIL	TASHA ZAFAR	S	36000	16.32
539449	IGCIL	TASHA ZAFAR	S	15906	17.3
539449	IGCIL	VINAYKUMARTEKRIWAL	B	36009	16.62
539449	IGCIL	VINOD KUMAR	B	15000	17.3
540134	IISL	ARPNA DINESH LODHA	B	145000	8.6
540134	IISL	VIVEK PARAMSAL DOSHI	S	143893	8.6
539175	INDRAIND	DIVYA KANDA	S	41294	12.04
539175	INDRAIND	SETU SECURITIES PVT. LTD.	B	150000	12.04
543951	INNOVATUS	LAKHANI JIGNESH JASMATBHA(HUF)	B	24000	30.11
543951	INNOVATUS	PURE BROKING PRIVATE LIMITED	S	27000	30.39
543613	MAFIA	FAZAL ANWARHUSSEIN MEMON	S	28000	18.86
543613	MAFIA	URMIL SATISHKUMAR SHAH	B	24000	18.87
512415	MERCTRD	EMINENCE GLOBAL FUND PCC- EUBILIA CAPITAL PARTNERS FUND I	S	50000	74.9
512415	MERCTRD	GREEN PEAKS ENTERPRISES LLP	B	30000	74.9
512415	MERCTRD	MULTIPLIER SHARE & STOCK ADVISORS PRIVATE LIMITED	B	40000	74.9
531494	NAVKAR	MOONLIGHT MULTITRADE LLP	S	1300000	12.37
544245	NHL	AAKASHHARESHAVLANI	B	25600	61.71

544269	NPFL	CINCO STOCK VISION LLP	S	138000	28.4
544269	NPFL	GREEN PEAKS ENTERPRISES LLP	S	174000	28.4
544269	NPFL	GREEN PEAKS ENTERPRISES LLP	B	48000	28.4
544269	NPFL	HARSHITARORA	B	96000	28.4
544269	NPFL	MANSI SHARE & STOCK ADVISORS PRIVATE LIMITED	B	180000	28.4
544269	NPFL	MULTIPLIER SHARE & STOCK ADVISORS PRIVATE LIMITED	S	468000	28.4
544269	NPFL	MULTIPLIER SHARE & STOCK ADVISORS PRIVATE LIMITED	B	162000	28.4
540198	OSIAJEE	URJA INVESTMENT PRIVATE LIMITED	B	33474	49.04
531395	PADAMCO	JASMIN PURNACHANDRA MEHTA	B	53000	144.3
531395	PADAMCO	MULTIPLIER SHARE & STOCK ADVISORS PRIVATE LIMITED	S	44306	144.3
531395	PADAMCO	RAJEV GUPTA	S	50758	144.3
532350	PADMALAYAT	MULTIPLIER SHARE & STOCK ADVISORS PRIVATE LIMITED	B	86682	7.97
526490	PRATIK	DIYA DIPAKBHAI THAKKAR	B	459838	5.85
540703	PROCLB	GOLD STAR REALTORS LIMITED	S	40762	24.35
536659	PVINFRA	CTIL MEDIA PRIVATE LIMITED	S	250000	6.6
536659	PVINFRA	CTIL MEDIA PRIVATE LIMITED	B	702700	6.5
536659	PVINFRA	F3 ADVISORS PRIVATE LIMITED	B	300000	6.5
536659	PVINFRA	ISHAAN TRADEFIN LLP	S	231995	6.95
536659	PVINFRA	ISHAAN TRADEFIN LLP	B	600000	6.5
536659	PVINFRA	KOTVAK LOGISTICS LLP	B	500000	6.5
536659	PVINFRA	MULTIPLIER SHARE & STOCK ADVISORS PRIVATE LIMITED	S	400000	6.5
536659	PVINFRA	PINNAMANENI ESTATES PRIVATE LIMITED	S	2007652	6.5
538452	QUASAR	JITENDRA HASMUKHLAL VYAS	B	113510	25.04
538452	QUASAR	MULTIPLIER SHARE & STOCK ADVISORS PRIVATE LIMITED	B	50000	25.04
538452	QUASAR	RAHUL JAYATILAL NISHAR	S	162914	25.04
538714	SANGAMFIN	INTER GLOBE FINANCE LIMITED	B	75000	158.9
538714	SANGAMFIN	INTIME REALTY PRIVATE LIMITED	S	227500	158.9
538714	SANGAMFIN	RAHULMITTAL	B	72000	158.9
543341	SHARPLINE	AMIT KUMAR JAIN HUF	S	50000	10.31
543341	SHARPLINE	AMIT KUMAR JAIN HUF	B	100000	10.49
543341	SHARPLINE	SUMANCHEPURI	S	100462	10.51
543341	SHARPLINE	SUMANCHEPURI	B	1	8.69
544272	SHIVTEXCHEM	TOPGAIN FINANCE PRIVATE LIMITED	S	139200	290.09
544272	SHIVTEXCHEM	TOPGAIN FINANCE PRIVATE LIMITED	B	40000	278.46
520141	SIBARAUT	AJAY PRATYUSH NEDUNURI	B	86200	12.69
512589	SITAENT	QUANTSEYE AI PRIVATE LIMITED	S	23303	86.28
512589	SITAENT	QUANTSEYE AI PRIVATE LIMITED	B	23303	82.11
512589	SITAENT	SETU SECURITIES PVT. LTD.	S	28558	82.11
512589	SITAENT	SETU SECURITIES PVT. LTD.	B	827	82.11
544047	SIYARAM	FINAVENUE GROWTH FUND	B	114000	163.65
539217	SRESTHA	MOCKTAIL TRADING PRIVATE LIMITED	S	17242011	0.78
540914	SRUSTEELS	7M DEVELOPERS LLP	S	1195130	7.61
540914	SRUSTEELS	PRAJAL BHANDARI	S	1605842	7.61
540914	SRUSTEELS	SRESTHA FINVEST LIMITED	S	494876	7.67
540914	SRUSTEELS	SRESTHA FINVEST LIMITED	B	804900	7.65
540914	SRUSTEELS	SYLPH TECHNOLOGIES LIMITED	S	322351	7.61
540914	SRUSTEELS	SYLPH TECHNOLOGIES LIMITED	B	340899	7.61
544251	SSL	MERU INVESTMENT FUND PCC-CELL 1	S	100800	72.11
544251	SSL	NIKUNJ STOCK BROKERS LIMITED	S	33600	71.29
544251	SSL	NIKUNJ STOCK BROKERS LIMITED	B	83200	72.13
538733	STARLIT	PCM POWER GENERATION PRIVATE LIMITED	S	55831	2.34
526675	TIRTPLS	ASHIABANU ANVARLI SAYAD	S	38547	50
542765	TRANSPACT	ABDUL AHAD SHAKEEL MISTRY	B	2500	210
542765	TRANSPACT	CONSOLIDATED SPECIALITY SERVICES PRIVATE LIMITED	S	12500	210
542765	TRANSPACT	VISHAL MAHESH WAGHELA	B	6000	210
542765	TRANSPACT	YELLOWSTONE VENTURES LLP	B	5000	210
540726	TTFL	MULTIPLIER SHARE & STOCK ADVISORS PRIVATE LIMITED	B	53252	82.37
532378	UNIVARTS	SARLA ASHOK SARAOGI	S	69608	5.32

538918	VANICOM	DJPS VENTURES LLP	B	75000	12.39
538918	VANICOM	LNS INFOTECH	B	800000	11.54
538918	VANICOM	SANTOSH RANI	B	170000	11.55
538918	VANICOM	SUDHANSHU TIWARI	B	90000	11.5
538918	VANICOM	VOGZY.COM LLP	S	1178900	11.55
511018	ZMILGFN	AMIT KUMAR ARORA	S	125000	40.55
511018	ZMILGFN	BHARATKUMAR MADHUBHAI PATEL	B	185000	40.58
511018	ZMILGFN	DILKUSH BAFNA J	S	411000	42.44
511018	ZMILGFN	HONADE TUSHAR RAVINDRA	B	180875	40
511018	ZMILGFN	MANSI SHARE & STOCK ADVISORS PRIVATE LIMITED	S	252664	43.72
511018	ZMILGFN	MANSI SHARE & STOCK ADVISORS PRIVATE LIMITED	B	563704	40.11
511018	ZMILGFN	NAVRATRI SHARE TRADING PRIVATE LIMITED .	S	2100000	40.12
511018	ZMILGFN	SAMADHAN PATEEL	B	405150	40
511018	ZMILGFN	URJA INVESTMENT PRIVATE LIMITED	S	180011	40.89
511018	ZMILGFN	VINAY ARUNKUMAR SANKLECHA	B	160000	41.75

NSE

Security Code	Security Name	Client Name	Deal	Quantity	Price
ATALREAL	Atal Realtech Limited	MANISH NITIN THAKUR	SELL	639785	9.46
ATALREAL	Atal Realtech Limited	VISHAL MAHESH WAGHELA	SELL	1013000	9.46
DIFFNKG	Diffusion Engineers Ltd	SHREE CAPITAL SERVICES LTD	BUY	240000	313.76
DRSDILIP	DRS Dilip Roadlines Ltd.	NIRANT TECHNOLOGIES PRIVATE LIMITED	SELL	80000	82.5
ENVIRO	Envirotech Systems Ltd	UJWAL ARORA	BUY	6000	102.8
ENVIRO	Envirotech Systems Ltd	UJWAL ARORA	SELL	106000	101.21
FMNL	Future Mkt Networks Ltd	MULTIPLIER SHARE & STOCK ADVISORS PRIVATE LIMITED	BUY	300000	13.25
FMNL	Future Mkt Networks Ltd	MULTIPLIER SHARE & STOCK ADVISORS PRIVATE LIMITED	SELL	220000	14.15
INOXWIND	Inox Wind Limited	ISHARES GLOBAL CLEAN ENERGY UCITS ETF	BUY	6825287	222.3
KSHITJPOL	Kshitij Polyline Limited	RAMESH LAL	SELL	902956	6.7
KSHITJPOL	Kshitij Polyline Limited	SHREYANS SHANTILAL SHAH	SELL	988723	6.7
MTARTECH	MTAR Technologies Limited	ISHARES GLOBAL CLEAN ENERGY ETF	SELL	183272	1681.39
MTARTECH	MTAR Technologies Limited	ISHARES GLOBAL CLEAN ENERGY UCITS ETF	SELL	254030	1681.39
NARMADA	Narmada Agrobases Limited	YOGESHBHAI NAGINLAL BADANI	BUY	166137	15.23
OLIL	Oneclick Logistics Ind L	ANAND JADAVJI BHANUSHALI	SELL	21600	90.31
ORTINGLOBE	ORTIN GLOBAL LIMITED	PNEUMATIC SERVICES PRIVATE LIMITED	SELL	50000	19.14
PRANIK	Pranik Logistics Limited	NEO APEX SHARE BROKING SERVICES LLP	BUY	56000	87.05
WABAG	VA Tech Wabag Ltd	UBS PRINCIPAL CAPITAL ASIA LIMITED	SELL	504475	1869.73
ZOMATO	Zomato Limited	DHARAM PAL AGGARWAL	BUY	1000000	259.5
ZOMATO	Zomato Limited	TRANS GALACTIC TRADING FZ	SELL	1000000	259.5

Disclosure:

Research Reports that are published by Nirmal Bang Securities Private Limited (hereinafter referred to as "NBSPL") are for private circulation only. NBSPL is a registered Research Analyst under SEBI (Research Analyst) Regulations, 2014 having Registration no. INH000001766. NBSPL is also a registered Stock Broker with National Stock Exchange of India Limited, BSE Limited, Metropolitan Stock Exchange of India Limited, Multi Commodity Exchange of India Limited and , National Commodity and Derivative Exchange Limited in Capital Market , Equity and Commodities derivatives segments and Currency Derivatives Segment .

NBSPL has other business divisions with independent research teams separated by Chinese walls, and therefore may, at times, have different or contrary views on stocks and markets.

NBSPL or its associates have not been debarred / suspended by SEBI or any other regulatory authority for accessing / dealing in securities Market since last 20 years. NBSPL, its associates or analyst or his relatives do not hold any financial interest (Except Investment) in the subject company. NBSPL or its associates or Analyst do not have any conflict or material conflict of interest at the time of publication of the research report with the subject company. NBSPL or its associates or Analyst or his relatives may or may not hold beneficial ownership of 1% or more in the subject company at the end of the month immediately preceding the date of publication of this research report.

NBSPL or its associates / analyst has not received any compensation / managed or co-managed public offering of securities of the company covered by Analyst during the past twelve months. NBSPL or its associates have not received any compensation or other benefits from the company covered by Analyst or third party in connection with the research report. Analyst has not served as an officer, director or employee of Subject Company. NBSPL / analyst has not been engaged in market making activity of the subject company.

Analyst Certification: The research analysts and authors of these reports, hereby certify that the views expressed in this research report accurately reflects my/our personal views about the subject securities, issuers, products, sectors or industries. It is also certified that no part of the compensation of the analyst(s) was, is, or will be directly or indirectly related to the inclusion of specific recommendations or views in this research. The analyst(s) principally responsible for the preparation of this research report and has taken reasonable care to achieve and maintain independence and objectivity in making any recommendations.

Disclaimer:

The Research Report is for the personal information of the authorized recipient and does not construe to be any investment, legal or taxation advice. NBSPL is not soliciting any action based upon it. Nothing in the research report shall be construed as a solicitation to buy or sell any security or product, or to engage in or refrain from engaging in any such transaction. In preparing the research report, we did not take into account the investment objectives, financial situation and particular needs of the reader.

The research report has been prepared for the general use of the clients of NBSPL and must not be copied, either in whole or in part, or distributed or redistributed to any other person in any form. If you are not the intended recipient you must not use or disclose the information in the research report in any way. Though disseminated to all the customers simultaneously, not all customers may receive the research report at the same time. NBSPL will not treat recipients as customers by virtue of their receiving the research report. The research report is not directed or intended for distribution to or use by any person or entity resident in a state, country or any jurisdiction, where such distribution, publication, availability or use would be contrary to law, regulation or which would subject NBSPL & its group companies to registration or licensing requirements within such jurisdictions.

The report is based on the information obtained from sources believed to be reliable, but we do not make any representation or warranty that it is accurate, complete or up-to-date and it should not be relied upon as such. We accept no obligation to correct or update the information or opinions in it. NBSPL or any of its affiliates or employees shall not be in any way responsible for any loss or damage that may arise to any person from any inadvertent error in the information contained in the research report. NBSPL or any of its affiliates or employees do not provide, at any time, any express or implied warranty of any kind, regarding any matter pertaining to this report, including without limitation the implied warranties of merchantability, fitness for a particular purpose, and non-infringement. The recipients of the research report should rely on their own investigations.

This information is subject to change without any prior notice. NBSPL reserves its absolute discretion and right to make or refrain from making modifications and alterations to this statement from time to time. Nevertheless, NBSPL is committed to providing independent and transparent recommendations to its clients, and would be happy to provide information in response to specific client queries.

Before making an investment decision on the basis of research report, the reader needs to consider, with or without the assistance of an adviser, whether the advice is appropriate in light of their particular investment needs, objectives and financial circumstances. There are risks involved in securities trading. The price of securities can and does fluctuate, and an individual security may even become valueless. International investors are reminded of the additional risks inherent in international investments, such as currency fluctuations and international stock market or economic conditions, which may adversely affect the value of the investment. Opinions expressed are subject to change without any notice. Neither the company nor the director or the employees of NBSPL accept any liability whatsoever for any direct, indirect, consequential or other loss arising from any use of the research report and/or further communication in relation to the research report. Here it may be noted that neither NBSPL, nor its directors, employees, agents or representatives shall be liable for any damages whether direct or indirect, incidental, special or consequential including lost revenue or lost profit that may arise from or in connection with the use of the information contained in the research report.

Copyright of this document vests exclusively with NBSPL.

Our reports are also available on our website

Registration granted by SEBI and certification from NISM in no way guarantee performance of NBSPL or provide any assurance of returns to investors.

Nirmal Bang Research (Division of Nirmal Bang Securities Pvt. Ltd.)

B-2, 301/302, Marathon Innova,
Opp. Peninsula Corporate Park
Off. Ganpatrao Kadam Marg
Lower Parel(W), Mumbai-400013
Board No. : 91 22 6723 8000/8001
Fax. : 022 6723 8010